



# lime



LILI

## what is it?

Various types of lime are used in building as mortars, renders, plasters, slurries and washes. All are made from limestone, which is a sedimentary rock made from the dead bodies of sea creatures that produce calcium carbonate (coral, shellfish, some planktons). Most limestone was laid down in the Cretaceous period (60-150 million years ago).

Chalk is limestone made from very small white particles.

Non-hydraulic lime or quicklime is the purest form, made from rocks containing at least 95% calcium carbonate: limestone is burnt and CO<sub>2</sub> is driven off to produce calcium oxide ( $\text{CaCO}_3 - \text{CO}_2 \rightarrow \text{CaO}$ ).

Hydrated lime or 'bag lime' from builders' merchants is calcium oxide slaked with a precise amount of water, which is driven off by the heat of the reaction, leaving a powder.

Hydraulic lime is produced from limestone containing clay, and has the added benefit of being able to set underwater.

From the Romans to the mid-18th century, cement was lime plus volcanic ash or other additives. Modern Portland cements date from around WW1.

## what are the benefits?

### environmental benefits

Carbon neutral: lime, like cement, gives off CO<sub>2</sub> (the main greenhouse gas) during its manufacture. However, it re-absorbs CO<sub>2</sub> when it sets, and cement does not.

Lime is recyclable and biodegradable.

Limestone is burnt at around 900°C compared to around 1300°C for cement. This saves on fuel consumption and emissions of pollution and greenhouse gases.

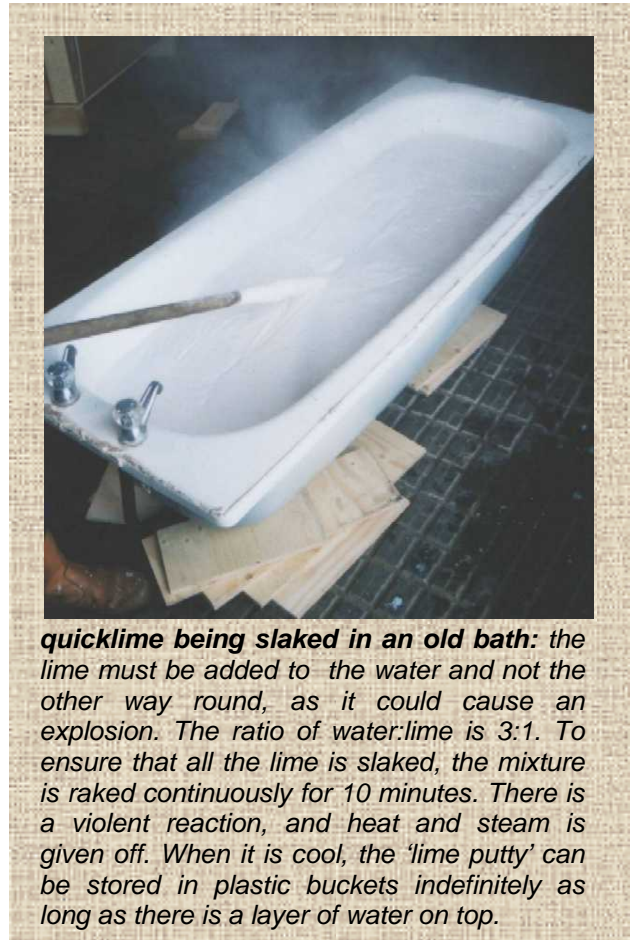
CO<sub>2</sub> emissions in the manufacture of lime are 20% less than for cement.

Lime is less dense than cement, which saves on transport fuel.

Lime mortars allow bricks to be recycled as you can get the mortar off, unlike cement.

Cements contain heavy metals which are put into the air on burning: lime doesn't.

Lime is an important part of any 'natural house' – involving timber, straw-bales, lime and earth, all of which are natural, healthy and biodegradable.



*quicklime being slaked in an old bath: the lime must be added to the water and not the other way round, as it could cause an explosion. The ratio of water:lime is 3:1. To ensure that all the lime is slaked, the mixture is raked continuously for 10 minutes. There is a violent reaction, and heat and steam is given off. When it is cool, the 'lime putty' can be stored in plastic buckets indefinitely as long as there is a layer of water on top.*

### other benefits

Lime is breathable, so any water that enters a structure through a crack, can escape. This isn't the case with cement.

Lime is soft and flexible, so if a building moves slightly it won't crack like cement, and let water in.


With cement mortars, the only way moisture can escape is through the brick, which can begin to erode away.

## what can I do?

It is interesting to go through whole process, and to slake your own quicklime. It can be dangerous though, as a lot of heat is given off in the reaction.

After slaking your quicklime, and allowing it to cool, you are left with lime putty, which is the basic constituent of lime mortar, render, plaster and limewash.

Quicklime is around £8 plus VAT per 25kg bag, which represents a price of around £2.50 for 25kg of lime putty if you slake it yourself.



*quicklime* is different from ordinary 'bag lime' that you buy from a builder's merchants. It is calcium carbonate (limestone or chalk) which is burnt, driving off CO<sub>2</sub> to leave calcium oxide.

This is cheaper than cement.

Mortar: one bucket of lime putty to four of sharp sand. The older the mortar the better – it can be kept in airtight bags, and 'knocked up' when needed.

Exterior render: one part lime putty to three parts sharp sand. Ideally, spray the wall with a weak limewash the day before to provide a key. 2 coats are applied with a trowel or by hand (wearing rubber gloves).

Limewash: one part lime putty, 2 parts water. Can add pigments. Can apply up to 6 coats (one a day) – coats of limewash can be applied very quickly.

Interior plaster: first coat 1 part lime putty, 3 parts sharp sand, plus horse-hair, to bind the plaster. 2nd. coat 1 part lime putty, 3 parts silver sand (washed and finer), with horse-hair again, cut into 20mm lengths.

## resources

### suppliers

- see Jane Schofield's book and [northwales.org.uk](http://northwales.org.uk) (below) for suppliers lists

### books


- Jane Schofield, 1995, *Lime in Building: a practical guide*, Black Dog Press, Crediton tel (01884) 861181
- Stafford Holmes & Michael Wingate, 2000, *Building with Lime: a practical introduction*, Intermediate Technology Publications
- Charmaine R Taylor, 1999, *All About Lime: a basic information guide for natural building*, Elk River
- Lynne Elizabeth & Cassandra Adams, eds., 2000, *Alternative Construction: contemporary natural building methods*, John Wiley & Sons

### web

- [www.northwales.org.uk/jn](http://www.northwales.org.uk/jn) - practical information plus lists of suppliers
- [www.dirtcheapbuilder.com/allaboutlime.html](http://www.dirtcheapbuilder.com/allaboutlime.html) - loads of books and videos on natural building
- [www.oldhousestore.co.uk](http://www.oldhousestore.co.uk) - technical info and products

### courses

- Low-Impact Living Initiative (LILI) – natural paints & lime course - see below
- The Lime Centre – (01962) 713636 [www.thelimecentre.co.uk](http://www.thelimecentre.co.uk)
- Mike Wye Associates – (01409) 281644 [www.mikewye.co.uk](http://www.mikewye.co.uk)



*straw-bale building with lime render: 1 part lime putty is mixed with 3 parts sharp sand. The walls are sprayed with water first; apply two coats, and allow each to dry slowly by covering with wet sacking.*

Contact us or visit our website to find out more about our factsheets, manuals & books, residential weekend courses, presentations and shop. You can also become a 'Friend of LILI', and receive our biannual newsletter, discounts on our courses, and help us to make a difference.

Low-impact Living Initiative (LILI), Redfield Community, Winslow, Bucks, MK18 3LZ  
 tel: +44 (0)1296 714184 email: [lili@lowimpact.org](mailto:lili@lowimpact.org) web: [www.lowimpact.org](http://www.lowimpact.org)  
 Registered in England. Company Ltd. by Guarantee no: 4205021